

# ELECTRICAL DESIGN GROUP

ELECTRICAL BUILDING SERVICES CONSULTANTS

P.O. Box 15, SHERWOOD Q. 4075

Phone: (07) 3278 4375 Fax: (07) 3716 0222

Web Site: [www.edg.net.au](http://www.edg.net.au) Email: [brisbane@edg.net.au](mailto:brisbane@edg.net.au)

C3585a - OXFORD TAVERN

C3585a-0002(C).xls


## ELECTRICAL EQUIPMENT SCHEDULE

REVISION C - 17 OCTOBER 2025

THE LIGHT FITTING SUPPLIER CONTACT DETAILS MAY BE AVAILABLE ON THE EDG WEBSITE VIA THE FOLLOWING LINK  
[www.edg.net.au/Links/Lighting.htm](http://www.edg.net.au/Links/Lighting.htm)

TYPE	LAMPS	DESCRIPTION	COLOUR / ACCESSORY	CATALOGUE No	REV
S1	7W/M 3000K LED	LED STRIP WITHIN A SCREW FIXED EXTRUSION C/W DIFFUSER MOUNTED WITHIN THE BAR COUNTER PELMET AS PER THE ARCHITECTURAL DETAIL. PROVIDE THE STRIP WITH REMOTE DALI DIMMABLE POWER SUPPLIES AS REQUIRED LOCATE THE POWER SUPPLIES IN A CONCEALED ACCESSIBLE POSITION NOTED ON THE AS CONSTRUCTED DOCUMENTS.	WHITE	RAPID LED 7W/M 3,000K 24VOLT DC IP20 R2333 PLUS R2384 17 X 9 ALUMINIUM EXTRUSION AND OPAL DIFFUSER + POWER SUPPLY & DALI CONTROLLER	A
S2	7W/M 3000K LED	LED STRIP WITHIN A SCREW FIXED EXTRUSION C/W DIFFUSER MOUNTED WITHIN THE CEILING PELMET AS PER THE ARCHITECTURAL DETAIL. PROVIDE THE STRIP WITH REMOTE DALI DIMMABLE POWER SUPPLIES AS REQUIRED LOCATE THE POWER SUPPLIES IN A CONCEALED ACCESSIBLE POSITION NOTED ON THE AS CONSTRUCTED DOCUMENTS.	WHITE	RAPID LED 7W/M 3,000K 24VOLT DC IP20 R2333 PLUS R2384 17 X 9 ALUMINIUM EXTRUSION AND OPAL DIFFUSER + POWER SUPPLY & DALI CONTROLLER	A
S3	12W/M 2700K LED	FLEXIBLE LED ROPE FLEX SCREW FIXED RECESSED INTO THE REAR BAR DISPLAY AS PER THE ARCHITECTURAL DETAIL. PROVIDE THE STRIP WITH REMOTE DALI DIMMABLE POWER SUPPLIES AS REQUIRED LOCATE THE POWER SUPPLIES IN A CONCEALED ACCESSIBLE POSITION NOTED ON THE AS CONSTRUCTED DOCUMENTS. REFER TO THE ELEVATION FOR THE EXTENT AND CONFIGURATION OF THE OF THE STIP.	WHITE	NPA L-NF-GLOW-VWW + POWER SUPPLY & DALI CONTROLLER	A
S4	12W/M 2700K LED	FLEXIBLE LED ROPE FLEX SCREW FIXED RECESSED INTO THE REAR BAR DISPLAY AS PER THE ARCHITECTURAL DETAIL. PROVIDE THE STRIP WITH REMOTE DALI DIMMABLE POWER SUPPLIES AS REQUIRED LOCATE THE POWER SUPPLIES IN A CONCEALED ACCESSIBLE POSITION NOTED ON THE AS CONSTRUCTED DOCUMENTS. REFER TO THE ELEVATION FOR THE EXTENT AND CONFIGURATION OF THE OF THE STIP.	WHITE	NPA L-NF-GLOW-VWW + POWER SUPPLY & DALI CONTROLLER	A
S5	12W/M 2700K LED	FLEXIBLE LED ROPE FLEX SCREW FIXED RECESSED INTO THE PELMET BEHIND THE MIRROR AS PER THE ARCHITECTURAL DETAIL. PROVIDE THE STRIP WITH REMOTE DALI DIMMABLE POWER SUPPLIES AS REQUIRED LOCATE THE POWER SUPPLIES IN A CONCEALED ACCESSIBLE POSITION NOTED ON THE AS CONSTRUCTED DOCUMENTS. REFER TO THE ELEVATION FOR THE EXTENT AND CONFIGURATION OF THE OF THE STIP.	WHITE	NPA L-NF-GLOW-VWW + POWER SUPPLY & DALI CONTROLLER	A





# ELECTRICAL DESIGN GROUP

ELECTRICAL BUILDING SERVICES CONSULTANTS

P.O. Box 15, SHERWOOD Q. 4075

Phone: (07) 3278 4375 Fax: (07) 3716 0222

Web Site: [www.edg.net.au](http://www.edg.net.au) Email: [brisbane@edg.net.au](mailto:brisbane@edg.net.au)

C3585a - OXFORD TAVERN					C3585a-0002(C).xls
ELECTRICAL EQUIPMENT SCHEDULE					
REVISION C - 17 OCTOBER 2025					
THE LIGHT FITTING SUPPLIER CONTACT DETAILS MAY BE AVAILABLE ON THE EDG WEBSITE VIA THE FOLLOWING LINK <a href="http://www.edg.net.au/Links/Lighting.htm">www.edg.net.au/Links/Lighting.htm</a>					
TYPE	LAMPS	DESCRIPTION	COLOUR / ACCESSORY	CATALOGUE No	REV
S6	7W/M 3000K LED	LED STRIP WITHIN A SCREW FIXED EXTRUSION C/W DIFFUSER MOUNTED WITHIN THE CEILING PELMET AS PER THE ARCHITECTURAL DETAIL. PROVIDE THE STRIP WITH REMOTE DALI DIMMABLE POWER SUPPLIES AS REQUIRED LOCATE THE POWER SUPPLIES IN A CONCEALED ACCESSIBLE POSITION NOTED ON THE AS CONSTRUCTED DOCUMENTS.	WHITE	RAPID LED 7W/M 3,000K 24VOLT DC IP20 R2333 PLUS R2384 17 X 9 ALUMINIUM EXTRUSION AND OPAL DIFFUSER + POWER SUPPLY & DALI CONTROLLER	A
PD01	TRAILING EDGE DIMMABLE 240 VOLT 2700K E27 LED 330 LUMENS +/- 10% 15,000 HOUR LIFE	DECORATIVE PENDANT ALLOW TO ASSEMBLE AND INSTALL CONFIRM THE SUSPENSION HEIGHT ONSITE WITH THE ARCHITECT	TBA	ALLOW A PC SUM OF \$500.00 PLUS GST FOR THE SUPPLY OF EACH PD02	A
PD02	TRAILING EDGE DIMMABLE 240 VOLT 2700K E27 LED 330 LUMENS +/- 10% 15,000 HOUR LIFE	DECORATIVE PENDANT ALLOW TO ASSEMBLE AND INSTALL CONFIRM THE SUSPENSION HEIGHT ONSITE WITH THE ARCHITECT	TBA	ALLOW A PC SUM OF \$500.00 PLUS GST FOR THE SUPPLY OF EACH PD02	A
WL01	TRAILING EDGE DIMMABLE 240 VOLT 2700K LED 250 LUMENS +/- 10% 15,000 HOUR LIFE	ADJUSTABLE WALL LIGHT MOUNTED LIGHT AS PER THE ARCHITECTURAL ELEVATION	BRONZE	BEACON LIGHTING 309131 ATLAS 1	A
WL02	TRAILING EDGE DIMMABLE 240 VOLT 2700K E27 LED 250 LUMENS +/- 10% 15,000 HOUR LIFE	253 X 180 WALL LIGHT MOUNTED LIGHT AS PER THE ARCHITECTURAL ELEVATION	BRASS/	FAT SHACK VINTAGE W1013 COVE ROPE WOOD WALL LIGHT	A
WL03	TRAILING EDGE DIMMABLE 240 VOLT 2700K E27 LED 250 LUMENS +/- 10% 15,000 HOUR LIFE	260 X 140 WALL LIGHT MOUNTED LIGHT AS PER THE ARCHITECTURAL ELEVATION	BLACK ARM BLACK SHADE	FAT SHACK VINTAGE W015 WAREHOUSE WALL LIGHT	A
WL04	2 X TRAILING EDGE DIMMABLE 240 VOLT 2700K GU10 LED 250 LUMENS +/- 10% 15,000 HOUR LIFE	WALL LIGHT MOUNTED LIGHT AS PER THE ARCHITECTURAL ELEVATION	BLACK	FAT SHACK VINTAGE W573-BLK	A
RD01	13W 3000K LED	RECESSED DOWNLIGHT C/W REMOTE DALI DIMMABLE DRIVER	WHITE TRIM	GAMMA ILLUMINATION RHO 1001-3K-13W	A
RD02	13W 3000K LED	RECESSED DOWNLIGHT C/W REMOTE DALI DIMMABLE DRIVER	BLACK TRIM	GAMMA ILLUMINATION KHO 1002-3K-13W	A





# ELECTRICAL DESIGN GROUP

ELECTRICAL BUILDING SERVICES CONSULTANTS

P.O. Box 15, SHERWOOD Q. 4075

Phone: (07) 3278 4375 Fax: (07) 3716 0222

Web Site: [www.edg.net.au](http://www.edg.net.au) Email: [brisbane@edg.net.au](mailto:brisbane@edg.net.au)

C3585a - OXFORD TAVERN

C3585a-0002(C).xls


## ELECTRICAL EQUIPMENT SCHEDULE

REVISION C - 17 OCTOBER 2025

THE LIGHT FITTING SUPPLIER CONTACT DETAILS MAY BE AVAILABLE ON THE EDG WEBSITE VIA THE FOLLOWING LINK  
[www.edg.net.au/Links/Lighting.htm](http://www.edg.net.au/Links/Lighting.htm)

TYPE	LAMPS	DESCRIPTION	COLOUR / ACCESSORY	CATALOGUE No	REV
RD03	13W 3000K LED	RECESSED ADJUSTABLE DOWNLIGHT C/W REMOTE DALI DIMMABLE DRIVER	BLACK TRIM	GAMMA ILLUMINATION RHO 1001-3K-13W	B
RD04	13W 3000K LED	RECESSED DOWNLIGHT C/W REMOTE DALI DIMMABLE DRIVER	WHITE TRIM	GAMMA ILLUMINATION RHO 1001-3K-13W	A
RD05	13W 3000K LED	RECESSED ADJUSTABLE DOWNLIGHT C/W REMOTE DALI DIMMABLE DRIVER	WHITE TRIM	GAMMA ILLUMINATION KHO 1002-3K-13W	A
RD06	22W 3000K LED	RECESSED DOWNLIGHT C/W REMOTE DALI DIMMABLE DRIVER	BLACK TRIM	GAMMA ILLUMINATION CIMI 1094-3K-22W	A
RD07	22W 3000K LED	RECESSED DOWNLIGHT C/W REMOTE DALI DIMMABLE DRIVER	WHITE TRIM	GAMMA ILLUMINATION CIMI 1094-3K-22W	A
RD08	2 X 8W 3000K LED	REPLACE EXISTING RECTANGULAR RECESSED DOWNLIGHT WITH A NEW FITTING C/W REMOTE DALI DIMMABLE DRIVER	WHITE TRIM	GAMMA ILLUMINATION RIGA 1057-2L-WFL-3K-8W	A
RDE	EXISTING RECESSED DOWNLIGHT TO BE RECIRCUIT / CONTROLLED				A
SL01	13W 3000K LED	SURFACE MOUNTED DOWNLIGHT C/W INTEGRAL DALI DIMMABLE DRIVER ALLOW TO CHASE IN ALL CABLING AND CONDUITS	WHITE	EQUAL TO GAMMA ILLUMINATION SOLO 1412-3K-13W	A
UL01	5W 3000K LED	GARDEN ELV SPIKE LIGHT. PROVIDE EACH GROUP OF UL01 FITTINGS WITH A REMOTE COMMON DALI DIMMABLE DRIVER. LOCATE DRIVER /POWER SUPPLY IN A CONCEALED ACCESSIBLE POSITION NOTED ON THE AS CONSTRUCTED DOCUMENTS.	BLACK	GAMMA ILLUMINATION RULOJ 885102	A
FS01	1W LED AT 500 CENTRES	FESTOON LIGHTING WITH 24V DC IP65 FESTOON LIGHTING TO BE FIXED TO A 316 STAINLESS STEEL WIRE SUPPORT SYSTEM. LOCATE THE DRIVER IN A CONCEALED ACCESSIBLE POSITION NOTED ON THE AS CONSTRUCTED DOCUMENTS. CONFIRM THE LENGTH AND POSITION ON SITE	BLACK CABLE AND FIXINGS 316 STAINLESS STEEL SUPPORT AND FIXINGS	FIRE FLY FFC-LS-50-24VE27-BK	A





# ELECTRICAL DESIGN GROUP

ELECTRICAL BUILDING SERVICES CONSULTANTS


P.O. Box 15, SHERWOOD Q. 4075

Phone: (07) 3278 4375 Fax: (07) 3716 0222

Web Site: [www.edg.net.au](http://www.edg.net.au) Email: [brisbane@edg.net.au](mailto:brisbane@edg.net.au)

C3585a - OXFORD TAVERN					C3585a-0002(C).xls
ELECTRICAL EQUIPMENT SCHEDULE					
REVISION C - 17 OCTOBER 2025					
THE LIGHT FITTING SUPPLIER CONTACT DETAILS MAY BE AVAILABLE ON THE EDG WEBSITE VIA THE FOLLOWING LINK <a href="http://www.edg.net.au/Links/Lighting.htm">www.edg.net.au/Links/Lighting.htm</a>					
TYPE	LAMPS	DESCRIPTION	COLOUR / ACCESSORY	CATALOGUE No	REV
FS02	1W LED AT 500 CENTRES	FESTOON LIGHTING WITH 24V DC IP65 FESTOON LIGHTING TO BE FIXED TO A 316 STAINLESS STEEL WIRE SUPPORT SYSTEM. LOCATE THE DRIVER IN A CONCEALED ACCESSIBLE POSITION NOTED ON THE AS CONSTRUCTED DOCUMENTS. CONFIRM THE LENGTH AND POSITION ON SITE	BLACK CABLE AND FIXINGS 316 STAINLESS STEEL SUPPORT AND FIXINGS	FIRE FLY FFC-LS-50-24VE27-BK	A
E1	LED	EMERGENCY LIGHT: RECESSED NON-MAINTAINED EMERGENCY LIGHT. AS2293 CLASSIFICATION C0-D40 - C90-D40.	WHITE	CLEVERTRONICS LLIFE	A
E2	LED	EMERGENCY LIGHT: SURFACE MOUNTED NON-MAINTAINED EMERGENCY LIGHT. AS2293 CLASSIFICATION C0-D40 - C90-D40.	BLACK	CLEVERTRONICS LLIFEBLK	A
EX	LED	EXIT LIGHT: MAINTAINED 24M VIEWING DISTANCE EXIT LIGHT C/W DIFFUSERS & DIRECTIONAL ARROWS AS SHOWN. CEILING SURFACE MOUNT OR WALL MOUNT BETWEEN 2100mm & 2700mm AFFL IF THERE IS NO VERTICAL SURFACE TO MOUNT THE FITTING ON WITHIN THIS RANGE CONFIRM THE MOUNTING HEIGHT WITH THE ENGINEER. AS2293 CLASSIFICATION C0-D1.25- C90-D2	WHITE UNLESS NOTED AS BK THEN BLACK BODY	CLEVERTRONICS LUBPRO-SM	A
F01	FAN	WALL MOUNTED 450 DIA OSCILLATING FAN TO BE MOUNTED AS PER THE ARCHITECTURAL DETAIL	BLACK	EQUAL TO PESTROL DYNABREEZE DIWS-450	A
L1	40W 4000K LED	1200 LED BATTEN C/W INTEGRAL SENSOR WALL MOUNTED ABOVE THE DOOR	GREY	RAPID LED HAWK-40 R3540-TRI + SENSOR	C
L2	8W 3000K LED	RECESSED DOWNLIGHT C/W REMOTE DRIVER CIRCUITED AND SWITCHED WITH THE EXISTING ADJACENT AMENITIES LIGHTS.	WHITE TRIM	GAMMA ILLUMINATION RHO 1001-3K-8W	C
CHANNEL x		CONTROL CHANNEL WITH A NUMERICAL REFERENCE. REFER TO THE POWER AND LIGHTING CONTROL SCHEMATIC / SCHEDULE			A
LIGHTING CONTROL SWITCH PANEL (SPx)		6-BUTTON PROGRAMMABLE SWITCH PANEL C/W CENTRAL LCD DISPLAY MOUNTED AT 1000mm AFFL UNLESS NOTED OTHERWISE.	ALUMINIUM	DYNALITE ANTUMBRA DISPLAY	A
SINGLE POWER OUTLET		SINGLE POWER OUTLET C/W CIRCUIT IDENTIFICATION ON THE FACEPLATE BEHIND THE SURROUND MOUNT AT 300mm AFFL U.N.O. RATING 10A U.N.O.	WHITE UNLESS NOTED AS BLACK (BK)	CLIPSAL C2000 SERIES	A
DOUBLE POWER OUTLET		DOUBLE POWER OUTLET C/W CIRCUIT IDENTIFICATION ON THE FACEPLATE BEHIND THE SURROUND MOUNT AT 300mm AFFL U.N.O. RATING 10A U.N.O.	WHITE UNLESS NOTED AS BLACK (BK)	CLIPSAL C2000 SERIES	A





# ELECTRICAL DESIGN GROUP

ELECTRICAL BUILDING SERVICES CONSULTANTS


P.O. Box 15, SHERWOOD Q. 4075

Phone: (07) 3278 4375 Fax: (07) 3716 0222

Web Site: [www.edg.net.au](http://www.edg.net.au) Email: [brisbane@edg.net.au](mailto:brisbane@edg.net.au)

C3585a - OXFORD TAVERN					C3585a-0002(C).xls
ELECTRICAL EQUIPMENT SCHEDULE					
REVISION C - 17 OCTOBER 2025					
THE LIGHT FITTING SUPPLIER CONTACT DETAILS MAY BE AVAILABLE ON THE EDG WEBSITE VIA THE FOLLOWING LINK <a href="http://www.edg.net.au/Links/Lighting.htm">www.edg.net.au/Links/Lighting.htm</a>					
TYPE	LAMPS	DESCRIPTION	COLOUR / ACCESSORY	CATALOGUE No	REV
WEATHERPROOF POWER OUTLET (WP)		IP54 WEATHERPROOF SINGLE / DOUBLE POWER OUTLET AS NOTED ON DRAWING C/W COVER FLAP OVER SOCKET. MOUNT AT MINIMUM 1100mm AFFL U.N.O. RATING 10A U.N.O.	-	CLIPSAL WSCF227F	A
GAMING TAB OUTLET		GAMING / TAB OUTLETS PROVIDED BY THE GAMING ELECTRICIAN. REFER TO THE NOTES FOR ADDITIONAL DETAILS ON THE SCOPE.			A
SIGN CONNECTION		COORDINATE THE LOCATION AND CONNECTION WITH THE SIGN CONTRACTOR ENSURING THE GPO / ISOLATORS ARE PROVIDED WITH APPROPRIATE WEATHER PROTECTION AND ARE CONCEALED FROM VIEW.			A
SINGLE-PHASE ISOLATOR		SINGLE-PHASE WEATHERPROOF ISOLATOR. MOUNT AT 1350mm AFFL U.N.O. RATING 20A U.N.O. CONNECT TO EQUIPMENT VIA FLEXIBLE CONDUIT.	-	CLIPSAL WHT20	A
THREE-PHASE ISOLATOR		THREE-PHASE WEATHERPROOF ISOLATOR. MOUNT AT 1350mm AFFL U.N.O. RATING 20A U.N.O. CONNECT TO EQUIPMENT VIA FLEXIBLE CONDUIT.	-	CLIPSAL WHT35	A
DB-A		EXISTING DISTRIBUTION BOARD DB-A TO REMAIN AS IS AND BE RECONNECTED TO THE NEW DB-L			A
DB-B		NEW DISTRIBUTION BOARD DB-B. REFER TO THE NOTES, POWER SCHEMATIC AND DB-B SCHEDULE FOR ADDITIONAL REQUIREMENTS.			A
DB-C		NEW DISTRIBUTION BOARD DB-B. REFER TO THE NOTES, POWER SCHEMATIC AND DB-C SCHEDULE FOR ADDITIONAL REQUIREMENTS.			A
DB-G		NEW DISTRIBUTION BOARD DB-B. REFER TO THE NOTES, POWER SCHEMATIC AND DB-G SCHEDULE FOR ADDITIONAL REQUIREMENTS.			A
DB-P		EXISTING DISTRIBUTION BOARD DB-P TO BE REMOVED. RECONNECT ALL OF THE EXISTING DB-P CIRCUITS THAT REMAIN INTO THE NEW DISTRIBUTION BOARD DB-G WITH NEW AS3000 COMPLIANT SWITCHGEAR THAT MATCHES THE EXISTING IN CAPACITY AND FUNCTION			A
DB-R		EXISTING DISTRIBUTION BOARD DB-R TO REMAIN AS IS AND BE RECONNECTED TO THE NEW DB-L			A
DB-L		NEW DISTRIBUTION BOARD DB-L. REFER TO THE NOTES AND POWER SCHEMATIC FOR ADDITIONAL REQUIREMENTS.			A
DB-CJB		DISTRIBUTION BOARD DB-CJB PROVIDED BY THE GAMING ELECTICIAN.			C





# ELECTRICAL DESIGN GROUP

ELECTRICAL BUILDING SERVICES CONSULTANTS

P.O. Box 15, SHERWOOD Q. 4075

Phone: (07) 3278 4375 Fax: (07) 3716 0222

Web Site: [www.edg.net.au](http://www.edg.net.au) Email: [brisbane@edg.net.au](mailto:brisbane@edg.net.au)

C3585a - OXFORD TAVERN

C3585a-0002(C).xls

ELECTRICAL EQUIPMENT SCHEDULE

REVISION C - 17 OCTOBER 2025

THE LIGHT FITTING SUPPLIER CONTACT DETAILS MAY BE AVAILABLE ON THE EDG WEBSITE VIA THE FOLLOWING LINK  
[www.edg.net.au/Links/Lighting.htm](http://www.edg.net.au/Links/Lighting.htm)

TYPE	LAMPS	DESCRIPTION	COLOUR / ACCESSORY	CATALOGUE No	REV
DB-T		NEW DISTRIBUTION BOARD DB-T. REFER TO THE NOTES AND POWER SCHEMATIC FOR ADDITIONAL REQUIREMENTS.			A
DB-S		EXISTING DISTRIBUTION BOARD DB-S TO BE REMOVED. RECONNECT ALL OF THE EXISTING DB-S CIRCUITS THAT REMAIN INTO THE NEW DISTRIBUTION BOARD DB-B WITH NEW AS3000 COMPLIANT SWITCHGEAR THAT MATCHES THE EXISTING IN CAPACITY AND FUNCTION			A
DB-X		EXISTING DISTRIBUTION BOARD DB-X TO BE REMOVED.			A
DB-Y		EXISTING DISTRIBUTION BOARD DB-Y AND ALL ADJACENT LOAD CENTRES TO BE REMOVED. RECONNECT ALL OF THE EXISTING DB-Y AND LOAD CENTRE CIRCUITS THAT REMAIN INTO THE NEW DISTRIBUTION BOARD DB-C WITH NEW AS3000 COMPLIANT SWITCHGEAR THAT MATCHES THE EXISTING IN CAPACITY AND FUNCTION			A
DB-3		EXISTING DISTRIBUTION BOARD DB-3 INTEGRAL TO DB-X TO BE REMOVED. RECONNECT ALL OF THE EXISTING DB-3 CIRCUITS THAT REMAIN INTO THE NEW DISTRIBUTION BOARD DB-B WITH NEW AS3000 COMPLIANT SWITCHGEAR THAT MATCHES THE EXISTING IN CAPACITY AND FUNCTION			A
CIRCUIT DB-A - L1		PROVIDE CIRCUIT DB-A - L1 AS A NEW SINGLE PHASE 32A RCBO PROTECTED 6MM CIRCUIT SUPPLIED FROM NEW SWITCHGEAR WITHIN DB-A TO SUPPLY THE NEW IMPINGER OUTLET.			B
CIRCUIT DB-A - L2		PROVIDE CIRCUIT DB-A - L2 AS A NEW SINGLE PHASE 32A RCBO PROTECTED 6MM CIRCUIT SUPPLIED FROM NEW SWITCHGEAR WITHIN DB-A TO SUPPLY THE NEW IMPINGER OUTLET.			B
INV		EXISTING SOLAR PV INVERTER TO BE RECONNECTED TO DB-L. UPDATE ALL OF THE PV SAFETY AND PROTECTION LABELLING .			B